FLEXBIMEC presents NOVATG®, the hose guide for the orderly rewinding of the hose on the reel drum.

OPTIONAL
Customizable plastic plate
Art. no. **10001**

OPTIONAL
Customizable front cover
Art. no. **10002**

Patent Pending

NOVATG®

- Optimization of spaces during hose rewinding which assures a longer service life.
- Can also be assembled later on the new predisposed ANDROMEDA and ORION models (SG).
- Protects the operator in case of accidental releases.
- A single hose guide model for all hose diameters from Ø 1/4" to Ø 1".
- As standard it is supplied in AISI 304 stainless steel, on request in AISI 316.

The hose guide is BELT DRIVE, allowing for an orderly rewinding of the hose.

CHAIN DRIVE available on request.

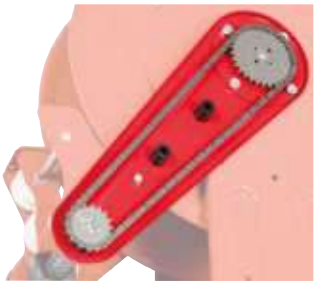



CONFIGURATION
Ø 1/4"- Ø 1/2"



CONFIGURATION
Ø 3/4"- Ø 1"

To position the hose, simply unfasten the screws (A) to configure the hose guide to accommodate 1/4" - 1/2" hoses or 3/4"- 1" hoses.

For positioning the hose guide just unfasten the screw (B) to release the front panel from the constraint of threaded pin and rotate the mother bolt in the desired position.



The hose guide is supplied in the above position and already configured to follow the correct direction on first use.

The new **ANDROMEDA** hose reel line has been designed focussing on improving the technical aspects of our previous models. The completely renewed modular design allows for vast choice of models and **adds the NOVATG® automatic hose guide** that allows for the orderly rewinding of the hose.

It can also be integrated later with the hydraulic **HB** brake kit inserted directly on the guide arm (see image C below), which safely controls the reel rewind speed.

3 VERSIONS AVAILABLE

- Painted steel;
- Aisi 304;
- Aisi 316

Greater security for the operator thanks to location of the spring "C" within the group disc/drum "B2"



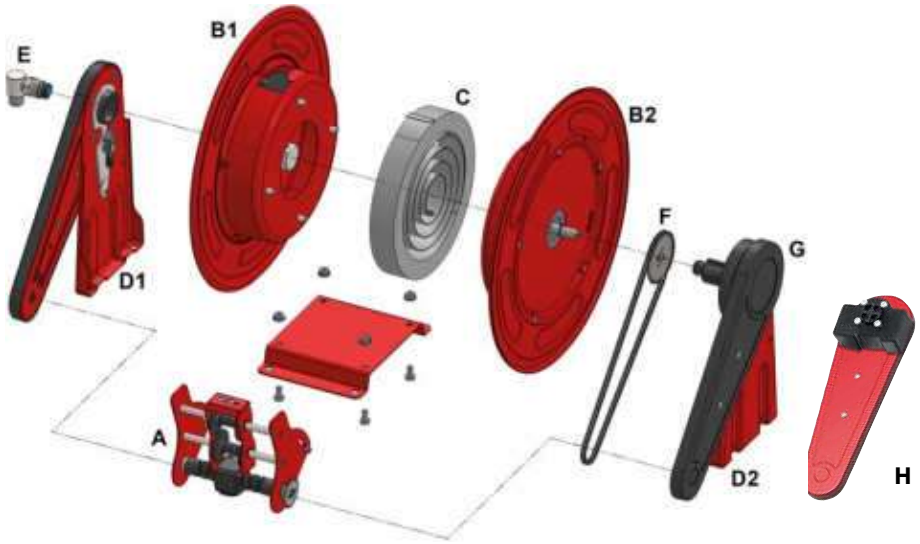

LEGEND

A	NOVATG® hose guide
B1	Hose exit side disc/drum assembly
B2	Spring side disc/drum assembly
C	Spring
D1	Swivel side base arm
D2	Spring side base arm
E	Swivel joint
F	Drive
G	Guide arm cover
H	HB hydraulic brake

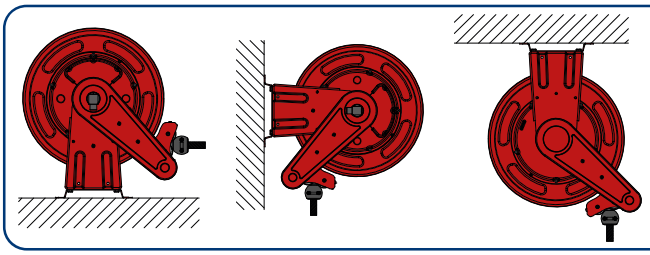

FREE ORIENTATION OF THE GUIDE ARMS

HYDRAULIC BRAKE KIT HB REWIND CONTROL

OPTIONAL

HB Spring brake hydraulic kit / PATENTED

Safety device for a controlled rewinding of the hose.

Restrains the hose in case of accidental releases, lowering risks for the operator.

Patent no. 0001426967

HOSE REEL HB REWIND CONTROL

Scan the QR code to watch the video

(C) BRAKE KIT COMPOSITION

A Guide arm cover
B HB Hydraulic brake

400 SERIES - A1 Ø Disc 434 mm - Spool 130 mm - Drum 250 mm

	Art.no. WITH HOSE GUIDE	Max. pressure joint	Connection threads IN - OUT	Spring	Max diameter hose	Max length hose (m)	Pivoting wall bracket	Swivel joint *
PAINTED STEEL	AF4213150	600 bar **	1/2"(M)-1/2"(F)	15m	1/4"- 3/8"- 1/2"	15	9767	9951
	AF4213200			20m	1/4"- 3/8"	20		
					1/2"	18		
	AF4213250			25m	1/4"- 3/8"	25		
	AF4213151	100 bar	1"(M)-3/4"(F)	15m	3/4"	12		9986
					1"	6		
AISI 304 STAINLESS STEEL	AX4213150	200 bar **	1/2"(M)-1/2"(F)	15m	1/4"- 3/8"- 1/2"	15	9760	9963
	AX4213200			20m	1/4"- 3/8"	20		
					1/2"	18		
	AX4213250			25m	1/4"- 3/8"	25		
	AX4213151	100 bar	1"(M)-3/4"(F)	15m	3/4"	12		9986
					1"	6		

400 SERIES - A2 Ø Disc 434 mm - Spool 195 mm - Drum 250 mm

	Art.no. WITH HOSE GUIDE	Max. pressure joint	Connection threads IN - OUT	Spring	Max diameter hose	Max length hose (m)	Pivoting wall bracket	Swivel joint *
PAINTED STEEL	AF4219200	600 bar **	1/2"(M)-1/2"(F)	20m	1/4" - 3/8" -1/2"	20	15001	9951
	AF4219250			25m	1/4" - 3/8" -1/2"	25		
	AF4219151	100 bar	1"(M)-3/4"(F)	15m	3/4"	15		9986
					1"	10		
AISI 304 STAINLESS STEEL	AX4219200	200 bar **	1/2"(M)-1/2"(F)	20m	1/4" - 3/8" -1/2"	20	20001	9963
	AX4219250			25m	1/4" - 3/8" -1/2"	25		
	AX4219151	100 bar	1"(M)-3/4"(F)	15m	3/4"	15		9986
					1"	10		

400 SERIES - A3 Ø Disc 434 mm - Spool 260 mm - Drum 250 mm

	Art.no. WITH HOSE GUIDE	Max. pressure joint	Connection threads IN - OUT	Spring	Max diameter hose	Max length hose (m)	Pivoting wall bracket	Swivel joint[1)]
PAINTED STEEL	AF4226201	100 bar	1"(M)-3/4"(F)	20m	3/4"	20	15002	9986
	AF4226151			15m	1"	15		
AISI 304 STAINLESS STEEL	AX4226201	100 bar	1"(M)-3/4"(F)	20m	3/4"	20	20002	9986
	AX4226151			15m	1"	15		

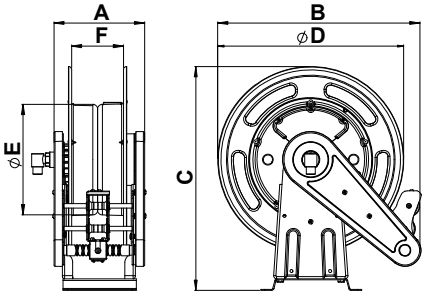

*) The reels in painted steel are equipped with mineral oil compatible swivel joint gaskets. The hose reels in stainless steel come with water-compatible Viton® swivel joint gaskets.
See pages 263-265 for the complete range of swivel joints with gaskets compatible with other liquids.

**) When ordering, specify whether or not the application implies the use of low pressure hoses (see page 266 regarding the splitting of the roller).

DIMENSIONS AND PACKAGING

Art.no.	D (mm)	F (mm)	E (mm)	A-B-C (mm)	Packaging dimensions (mm)	Weight (kg)
A1	434	130	250	212x474x522	600x370x620	15
A2	434	195	250	276x474x523	600x370x620	19
A3	434	260	250	339x474x523	560x490x560	21

500 SERIES - A4 Ø Disc 540 mm - Spool 130 mm - Drum 250 mm

	Art.no. WITH HOSE GUIDE	Max. pressure joint	Connection threads IN - OUT	Spring	Max diameter hose	Max length hose (m)	Pivoting wall bracket	Swivel joint*
PAINTED STEEL	AF5213200	600 bar **	1/2"(M)-1/2"(F)	20m	1/4"-3/8"-1/2"	20	9767	9951
	AF5213250			25m		25		
	AF5213201	100 bar	1"(M)-3/4"(F)	20m	3/4"	20		9986
					1"	12		
AISI 304 STAINLESS STEEL	AX5213200	200 bar **	1/2"(M)-1/2"(F)	20m	1/4"-3/8"-1/2"	20	9760	9963
	AX5213250			25m		25		
	AX5213201	100 bar	1"(M)-3/4"(F)	20m	3/4"	20		9986
					1"	12		

500 SERIES - A5 Ø Disc 540 mm - Spool 195 mm - Drum 250 mm

	Art.no. WITH HOSE GUIDE	Max. pressure joint	Connection threads IN - OUT	Spring	Max diameter hose	Max length hose (m)	Pivoting wall bracket	Swivel joint*
PAINTED STEEL	AF521925H501	100 bar	1"(M)-3/4"(F)	25mH50	3/4"	25	15001	9986
	AF5219201			20m	3/4"	20		
					1"	18		
AISI 304 STAINLESS STEEL	AX521925H501	100 bar	1"(M)-3/4"(F)	25mH50	3/4"	25	20001	9986
	AX5219201			20m	3/4"	20		
					1"	18		

500 SERIES - A6 Ø Disc 540 mm - Spool 260 mm - Drum 250 mm

	Art.no. WITH HOSE GUIDE	Max. pressure joint	Connection threads IN - OUT	Spring	Max diameter hose	Max length hose (m)	Pivoting wall bracket	Swivel joint*
PAINTED STEEL	AF522625H501	100 bar	1"(M)-3/4"(F)	25mH50	3/4" - 1"	25	15002	9986
AISI 304 STAINLESS STEEL	AX522625H501	100 bar	1"(M)-3/4"(F)	25mH50	3/4" - 1"	25	20002	9986

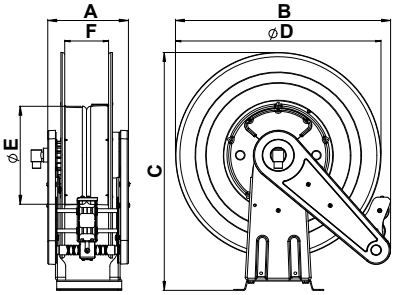

*) The reels in painted steel are equipped with mineral oil compatible swivel joint gaskets. The hose reels in stainless steel come with water-compatible Viton® swivel joint gaskets.
See pages 263-265 for the complete range of swivel joints with gaskets compatible with other liquids.

**) When ordering, specify whether or not the application implies the use of low pressure hoses (see page 266 regarding the splitting of the roller).

DIMENSIONS AND PACKAGING

Art.no.	D (mm)	F (mm)	E (mm)	A-B-C (mm)	Packaging dimensions (mm)	Weight (kg)
A4	540	130	250	212x565x625	700x370x700	20
A5	540	195	250	281x565x626	700x420x660	22
A6	540	260	250	346x565x626	700x420x660	23

500 SERIES - A7 Ø Disc 540 mm - Spool 130 mm - Drum 335 mm

	Art.no. WITH HOSE GUIDE	Max. pressure joint	Connection threads IN - OUT	Spring	Max diameter hose	Max length hose (m)	Pivoting wall bracket	Swivel joint*
PAINTED STEEL	AF5313200	600 bar **	1/2"(M)-1/2"(F)	20m	1/4"-3/8"- 1/2"	20	9767	9951
	AF5313350			35m		35		
	AF5313201	100 bar	1"(M)-3/4"(F)	20m	3/4"	20		9986
					1"	12		
AISI 304 STAINLESS STEEL	AX5313200	200 bar **	1/2"(M)-1/2"(F)	20m	1/4"-3/8"- 1/2"	20	9760	9963
	AX5313350			35m		35		
	AX5313201	100 bar	1"(M)-3/4"(F)	20m	3/4"	20		9986
					1"	12		

500 SERIES - A8 Ø Disc 540 mm - Spool 195 mm - Drum 335 mm

	Art.no. WITH HOSE GUIDE	Max. pressure joint	Connection threads IN - OUT	Spring	Max diameter hose	Max length hose (m)	Pivoting wall bracket	Swivel joint*
PAINTED STEEL	AF5319350	600 bar **	1/2"(M)-1/2"(F)	35m	1/4"-3/8"-1/2"	35	15001	9951
	AF5319351	100 Bar	1"(M)-3/4"(F)		3/4"	30		9986
	AF5319201			20m	3/4"	20		
					1"	18		
AISI 304 STAINLESS STEEL	AX5319350	200 bar **	1/2"(M)-1/2"(F)	35m	1/4"-3/8"-1/2"	35	20001	9963
	AX5319351	100 Bar	1"(M)-3/4"(F)		3/4"	30		9986
	AX5319201			20m	3/4"	20		
					1"	18		

500 SERIES - A9 Ø Disc 540 mm - Spool 260 mm - Drum 335 mm

	Art.no. WITH HOSE GUIDE	Max. pressure joint	Connection threads IN - OUT	Spring	Max diameter hose	Max length hose (m)	Pivoting wall bracket	Swivel joint*
PAINTED STEEL	AF5326350	600 bar **	1/2"(M)-1/2"(F)	35m	1/4"-3/8"-1/2"	35	15002	9951
	AF5326351	100 bar	1"(M)-3/4"(F)		3/4"			9986
					1"	25		
AISI 304 STAINLESS STEEL	AX5326350	200 bar **	1/2"(M)-1/2"(F)	35m	1/4"-3/8"-1/2"	35	20002	9963
	AX5326351	100 bar	1"(M)-3/4"(F)		3/4"			9986
					1"	25		

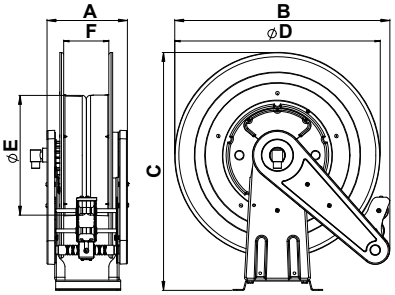

*) The reels in painted steel are equipped with mineral oil compatible swivel joint gaskets. The hose reels in stainless steel come with water-compatible Viton® swivel joint gaskets.
See pages 263-265 for the complete range of swivel joints with gaskets compatible with other liquids.

**) When ordering, specify whether or not the application implies the use of low pressure hoses (see page 266 regarding the splitting of the roller).

DIMENSIONS AND PACKAGING

Art.no.	D (mm)	F (mm)	E (mm)	A-B-C (mm)	Packaging dimensions (mm)	Weight (kg)
A7	540	130	335	281x565x626	700x420x660	20
A8	540	195	335	281x565x626	700x420x660	22
A9	540	260	335	346x565x626	700x420x660	23